







6W 24V Driver (SE40553) To Titan Low Profile 6W 24V Driver (SE490950)

Specification	Existing Driver (SE40553)	New Titan Driver (SE490950)
		
Size (mm)	52 x 34 x 20 mm + Distribution board	95 x 48 x 16.5
Watts (W)	6	4
Distributors	6 Ports	Not Required. 6 Ports are Integrated
Supply (V)	24 ± 5%	24 ± 5%
Frequency (Hz)	50 ± 5%	50 ± 3%
Output Current (A)	0.205	0.205
Mains Cable (m)	1.5	2
Short Circuit Protection	Yes	Yes
Overload Protection	Yes	Yes
Thermal Protection	Yes	Yes
Surge Protection	Yes	Yes
Operating Temperature	-20°C + 40°C	-20°C + 40°C
Humidity	10% to 90% RH	10% to 90% RH

15W 24V Driver (SE40555) To Titan Low Profile 15W 24V Driver (SE491950)

Specification	Existing Driver (SE40555)	New Titan Driver (SE491950)
		
Size (mm)	120 x 34 x 20 mm + Distribution board	120 x 48 x 16.5
Watts (W)	15	15
Distributors	6 Ports	Not Required. 6 Ports are Integrated
Supply (V)	24 ± 5%	24 ± 5%
Frequency (Hz)	50 ± 5%	50 ± 3%
Output Current (A)	0.625	0.625
Mains Cable (m)	1.5	2
Short Circuit Protection	Yes	Yes
Overload Protection	Yes	Yes
Thermal Protection	Yes	Yes
Surge Protection	Yes	Yes
Operating Temperature	-20°C + 40°C	-20°C + 40°C
Humidity	10% to 90% RH	10% to 90% RH

30W 24V Driver (SE40556) To Titan Low Profile 30W 24V Driver (SE492950)

Specification	Existing Driver (SE40556)	New Titan Driver (SE492950)
		
Size (mm)	155 x 42 x 32 mm + Distribution board	158 x 48 x 16.5
Watts (W)	15	15
Distributors	12 Ports	Not Required. 6 Ports are Integrated
Supply (V)	24 ± 5%	24 ± 5%
Frequency (Hz)	50 ± 5%	50 ± 3%
Output Current (A)	1.25	1.25
Mains Cable (m)	1.5	2
Short Circuit Protection	Yes	Yes
Overload Protection	Yes	Yes
Thermal Protection	Yes	Yes
Surge Protection	Yes	Yes
Operating Temperature	-20°C + 40°C	-20°C + 40°C
Humidity	10% to 90% RH	10% to 90% RH