

SLIM STORAGE SYSTEM



A multifunctional shelving system allowing you to design & build an endless array of internal storage solutions quickly and easily



SLIM Accessories

Use these accessories to add the features you require to your SLIM shelving system

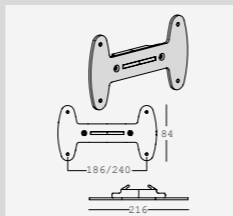
Vibo Dream Brackets

Allows Vibo Dream Bedroom Wirework to easily be added to the system. Bracket required depends on the Dream item being used.

Centre distance 186mm (20220)

Centre distance 240mm (81697)

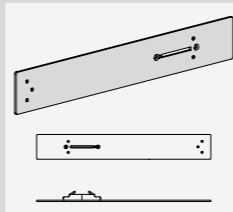
Must be used in conjunction with item 65893



Vibo Elite Bracket (80370)

Allows Vibo Elite Bedroom Wirework to easily be added to the system

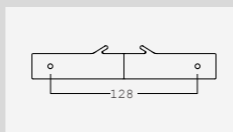
Must be used in conjunction with item 65893



Vibo Bracket Connector (65893)

For use with Vibo Dream & Elite brackets

Allows the bracket to be fixed to the frame

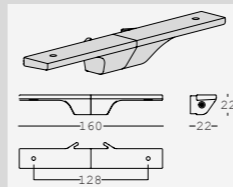


Shelf Bracket (06809)

Bracket for attaching shelves and other items such as drawers

Wood / MFC components simply screw in place

Glass shelves and bigger units such as drawers also require item 91975 to provide support from above

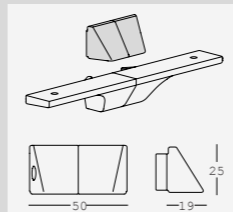


Glass Shelf Bracket (91975)

Can be used with any thickness of glass shelf

Can also be used with bigger items such as drawers and other units

Must be used in conjunction with item 06809

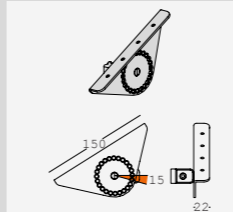


Angled Shelf Bracket (06166)

Easily create angled shelves in 15° increments

For use with wood / MFC components only

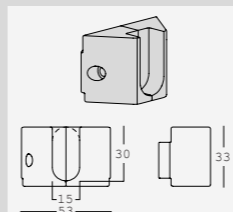
Ideal for shoe or magazine racks



Hanging Rail Holder (38976)

Compatible with 15 x 30mm oval hanging rail

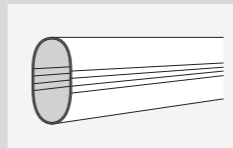
Can easily be positioned at any height



Aluminium Hanging Rail (91892)

Create an open wardrobe incorporated into your shelving system using Hanging Rail Holders (91892) and an aluminium Hanging Rail

Supplied in 2.9m lengths



SLIM Components

Use these components to build your SLIM shelving system

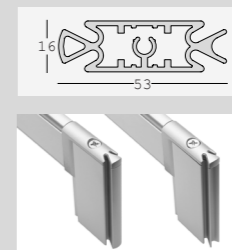
Aluminium Profile (52684)

Used to create the main frame of the system

Supplied in 3.0m Lengths

Profiles can be cut down to any length

Reversible concave or convex profile

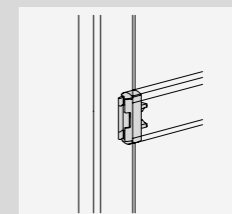


Intermediate Support (21502)

Bracket to allow mounting of an extra wall support

Eliminates excessive movement on long profile runs

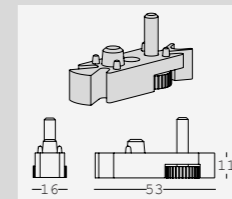
Can be positioned at any height



Adjustable Foot (18209)

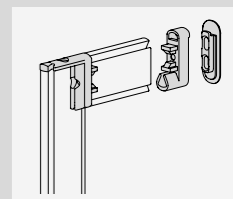
Fixes to the end of profile where it will be in contact with the floor

Adjustment allows for uneven floors



Wall or Ceiling Connector (23027)

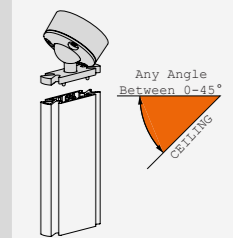
Includes components required to fix the profile to a wall or flat ceiling



Sloping Ceiling Connector (16671)

Includes components required to fix the profile to a sloping ceiling

Adjustment allows for fitting on a wide range of angles



IDEAL FOR INTERNAL INSTALLATIONS

Install a SLIM shelving system behind your Glide sliding doors



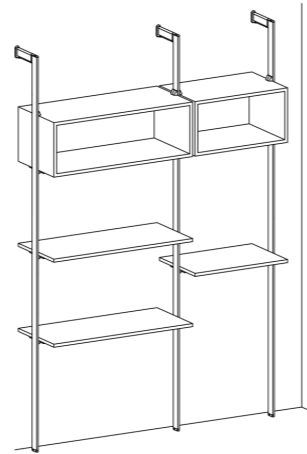
Visit www.hpponline.co.uk/cat/2766

View the range and order online today



Floor To Wall

Create a shelving system from the floor and climbing to any point on your wall.

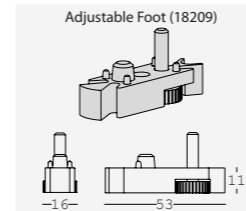
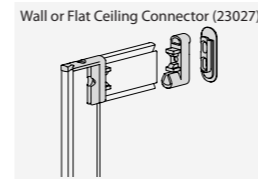
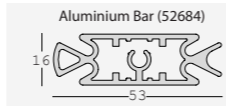


Products Required For Each Pillar:

- 1x Aluminium Bar (52684)
- 1x Wall or Ceiling Connector (23027)
- 1x Adjustable Floor Foot (18209)

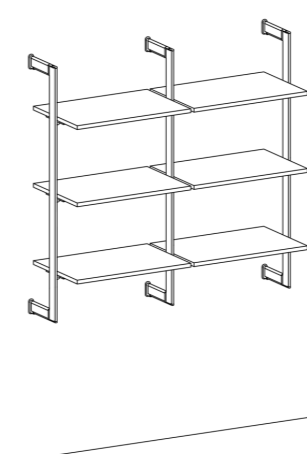
Applications:

Wardrobes, Shelving, Bookshelf, TV Entertainment Units, Office/ Desk, Shop



Wall To Wall

Create a shelving system in any position on any wall.

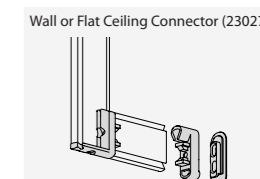
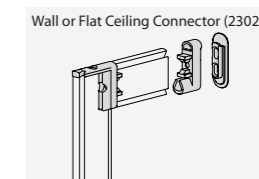
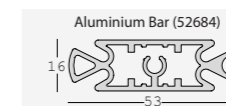


Products Required For Each Pillar:

- 1x Aluminium Bar (52684)
- 2x Wall or Ceiling Connector (23027)

Applications:

Bookshelf



Floor To Flat Ceiling

Create a shelving system the full height of your wall up to a flat ceiling

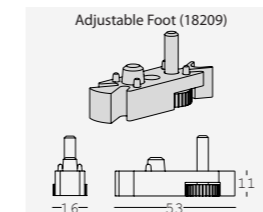
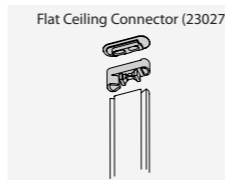


Products Required For Each Pillar:

- 1x Aluminium Bar (52684) Maximum Height 3000mm
- 1x Wall or Ceiling Connector (23027)
- 1x Adjustable Floor Foot (18209)

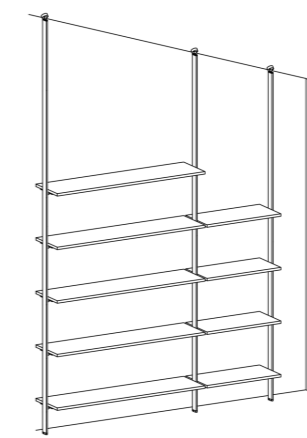
Applications:

Room Divider, Wardrobe



Floor To Sloping Ceiling

Create a shelving system the full height of your wall up to a sloping ceiling

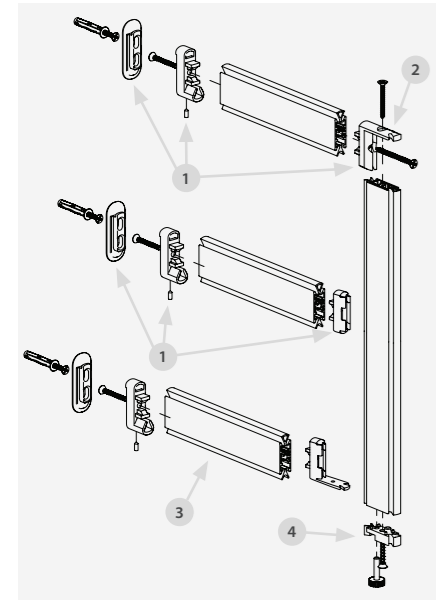
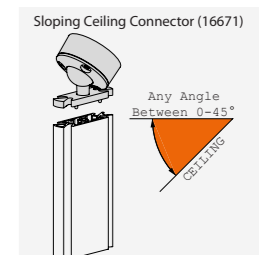
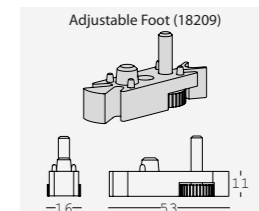


Products Required For Each Pillar:

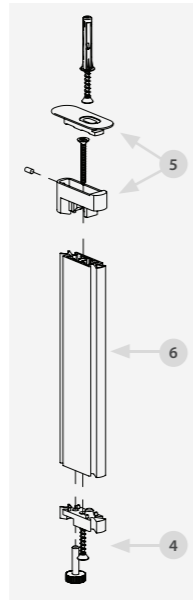
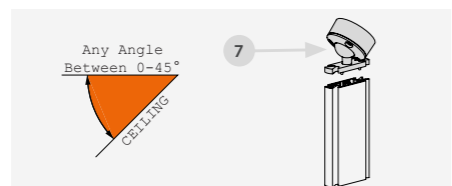
- 1x Aluminium Bar (52684)
- 1x Sloping Ceiling Connector (16671)
- 1x Adjustable Floor Foot (18209)

Applications:

Room Divider, Wardrobe, Under Stairs, Loft Conversion



- The wall connector fittings (23027) add an extra 24mm to the overall length of the aluminium bar.
- The corner fitting (23027) adds an extra 7mm to the overall height of the aluminium bar.
- For wall to wall installations simply reverse the corner fitting for the bottom aluminium bar and do not use the foot.
- The foot fitting (18209) adds an extra 11mm to the overall height of the aluminium bar.
- The flat ceiling fittings (23027) add an extra 16.5mm to the overall height of the aluminium bar.
- Aluminium bars (52684) are supplied in 3m lengths.
- The height added by the sloping ceiling fitting (16671) will vary depending on the angle it is set at.



Visit www.hpponline.co.uk/cat/2766

View the range and order online today

IDEAL FOR INTERNAL INSTALLATIONS

Install a SLIM shelving system behind your Glide sliding doors

Visit www.hpponline.co.uk/cat/2766

View the range and order online today